

## [GUIDELINES FOR FILLING UP THE APPLICATION FORM-8A](#)

### General Instructions

#### Who can file Form-8A

1. A person whose name is already included in the current Electoral Roll can file the Application for transposition of an entry in a different place of the same Constituency.

#### When Form-8A can be filed

1. The application can be filed after draft publication of Electoral Roll of the Constituency for transposition of entry relating to one own self or someone else within the same Constituency. The application is to be filed within the specific days provided for the purpose. Due publicity is given about the above period when the revision program is announced.
2. Only one copy of the application is to be filed.
3. Application for transposition of name within the Constituency can also be filed throughout the year even when the revision program is not going on. During non-revision period, application must be filed in duplicate.

#### Where to file Form-8A

1. During revision period, the application can be filed at the designated locations where the draft Electoral Roll is displayed (mostly polling station locations) as well as the Electoral Registration Officer and Assistant Electoral Registration Officer of the Constituency.
2. During other period of the year when revision program is not going on, the application can be filed only with the Electoral Registration Officer.

#### How to Fill the Form-8A

1. The application should be addressed to the Electoral Registration Officer of the Constituency in which transpositions of the relevant entry is required. The name of the Constituency should be mentioned in the blank space.
2. In Part-I of the Application Form, fill the name, Part No & Serial No of the Electoral Roll where already registered and Electors Photo Identity Card No (EPIC) in full and the relation's name (as printed in the Electoral Roll).

3. In Part-II of the Application please mention the complete address of the new place (with documentary proof) where you/ person concerned have shifted place of ordinary residence within the Constituency. Please do not write incomplete address as in that case it may not be possible to link the address to the relevant part of Electoral Roll where the entry is required to be transposed.

4. In Part-III of the Application, indicate the approximate period of continuous residence at the new address mentioned in Part-II.

5. In Part-IV, write the Electoral Roll Part No. in which the residents of the new area where you have shifted are enrolled. This part is optional in case you don't know the Electoral Roll Part No. then leave it blank.

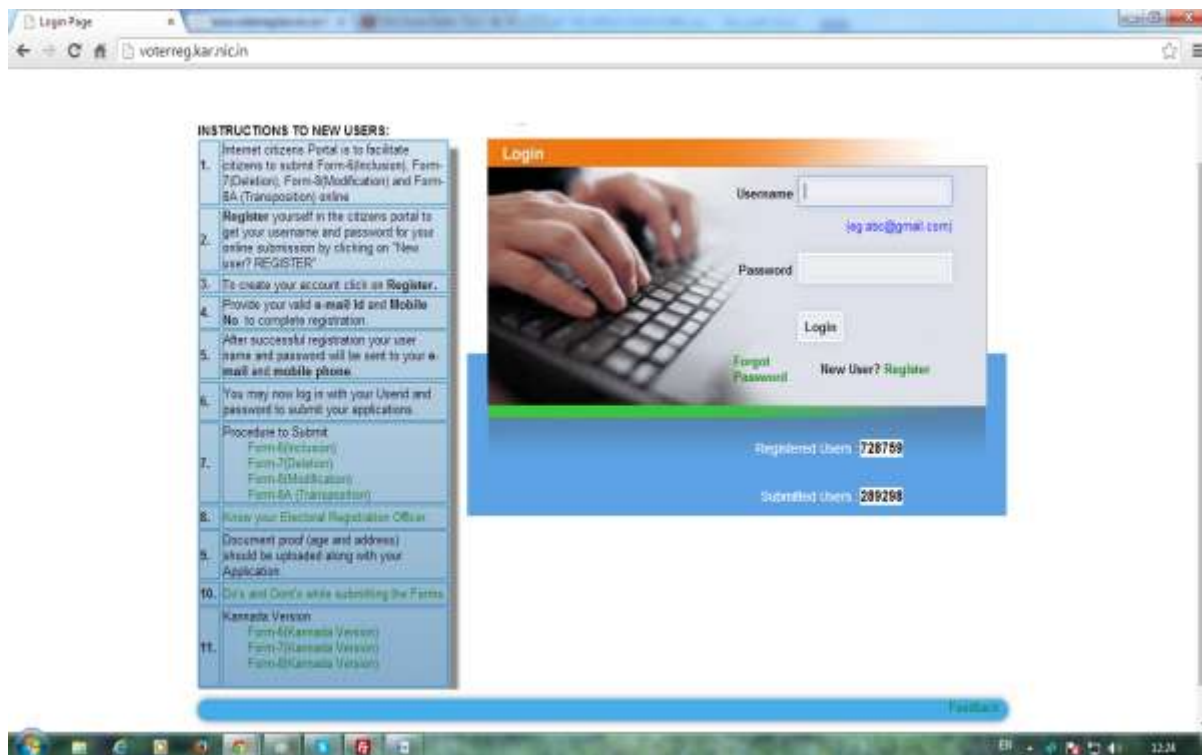
6. Part-V is not to be filled where the applicant seeks transposition of entry relating to one own self. This part is required to be filled in case the applicant applies for transposition of entry of some other person.

## How to register to voter registration portal

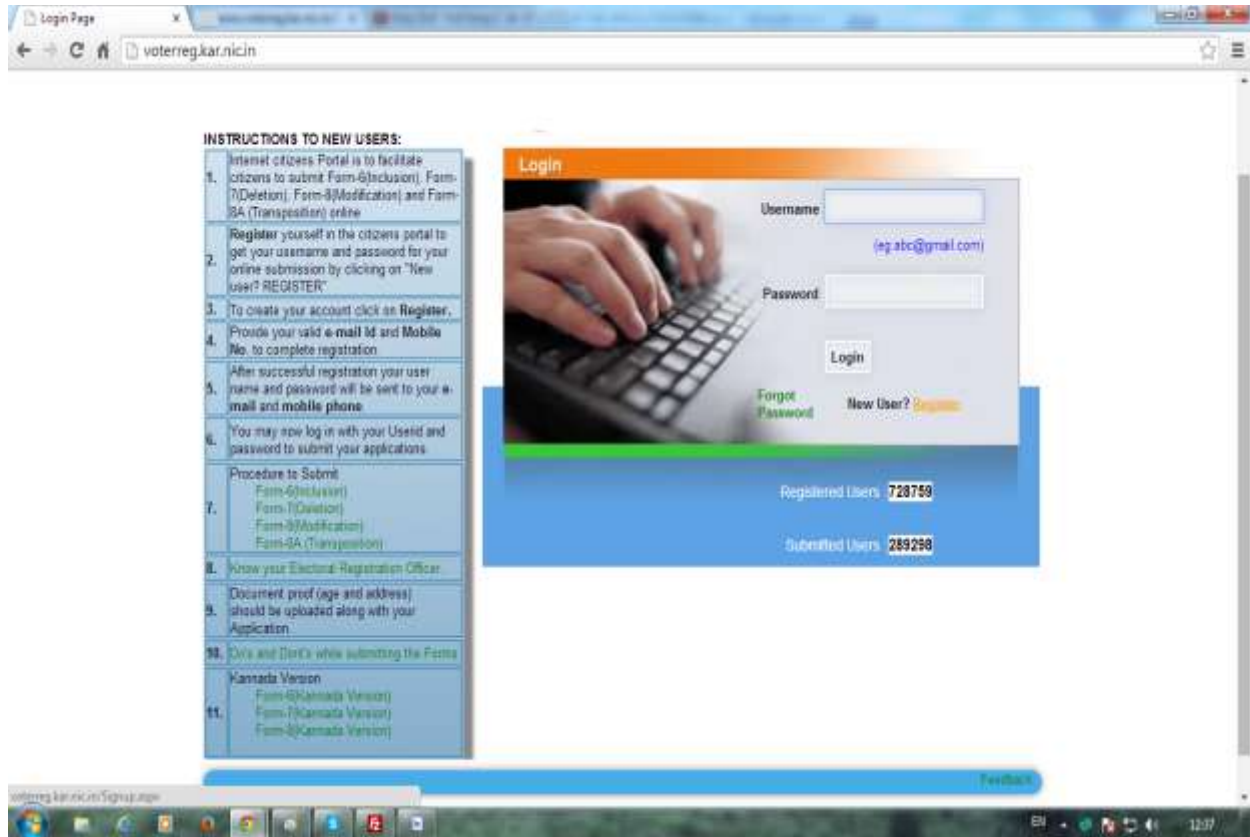


### Step 1:

- Open a browser, example: chrome, Firefox or internet explorer.
- Type **voterreg.kar.nic.in** as shown in the screenshot above and press enter.
- This will lead to screen below.



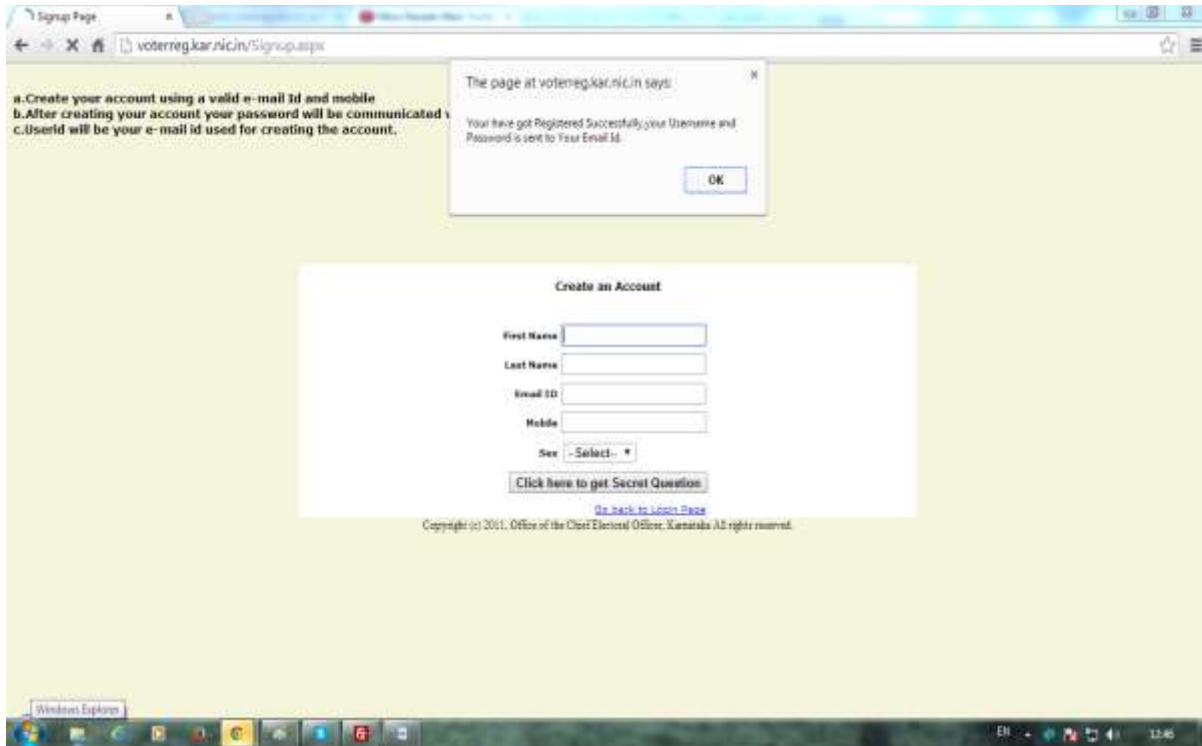
**Step 2:** Register if you are new user-Click on the Register link



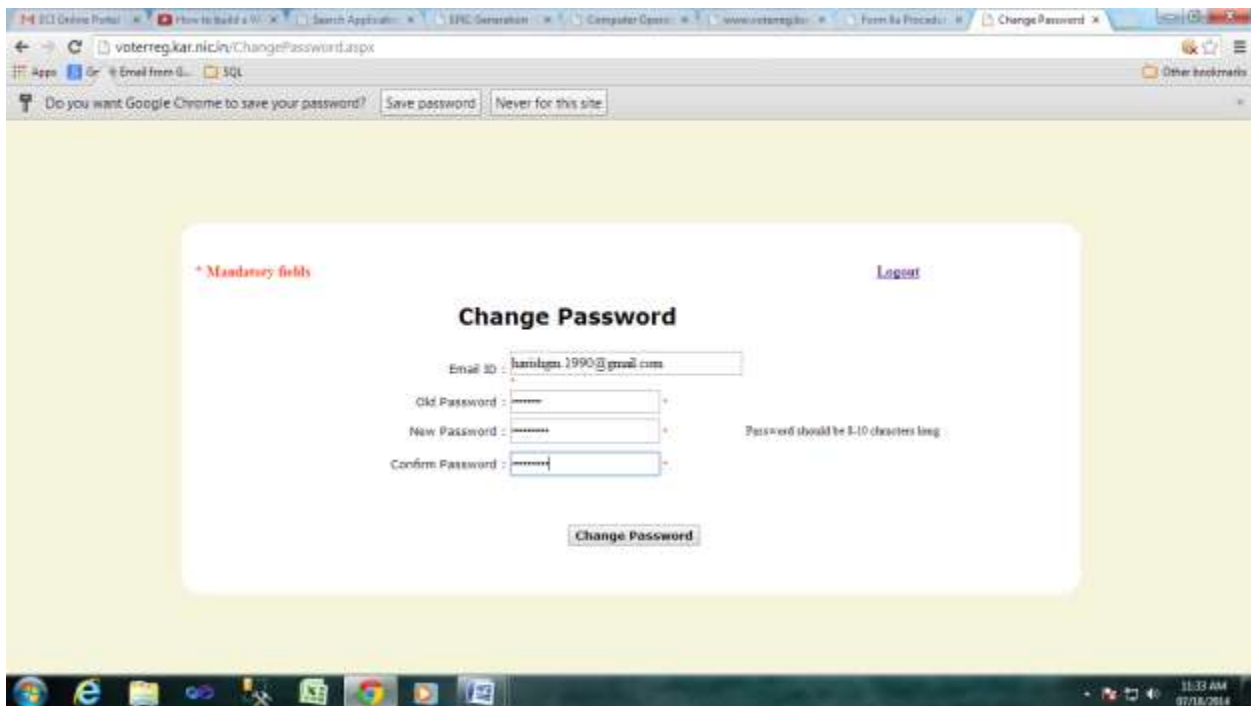
**Step 3:** after clicking on the Register link, it leads to screen below



Step 4: Enter the required details and submit, a message will display kindly read and Proceed



Step 5: Go back to home page and enter username and password and submit, which is forwarded to change password screen



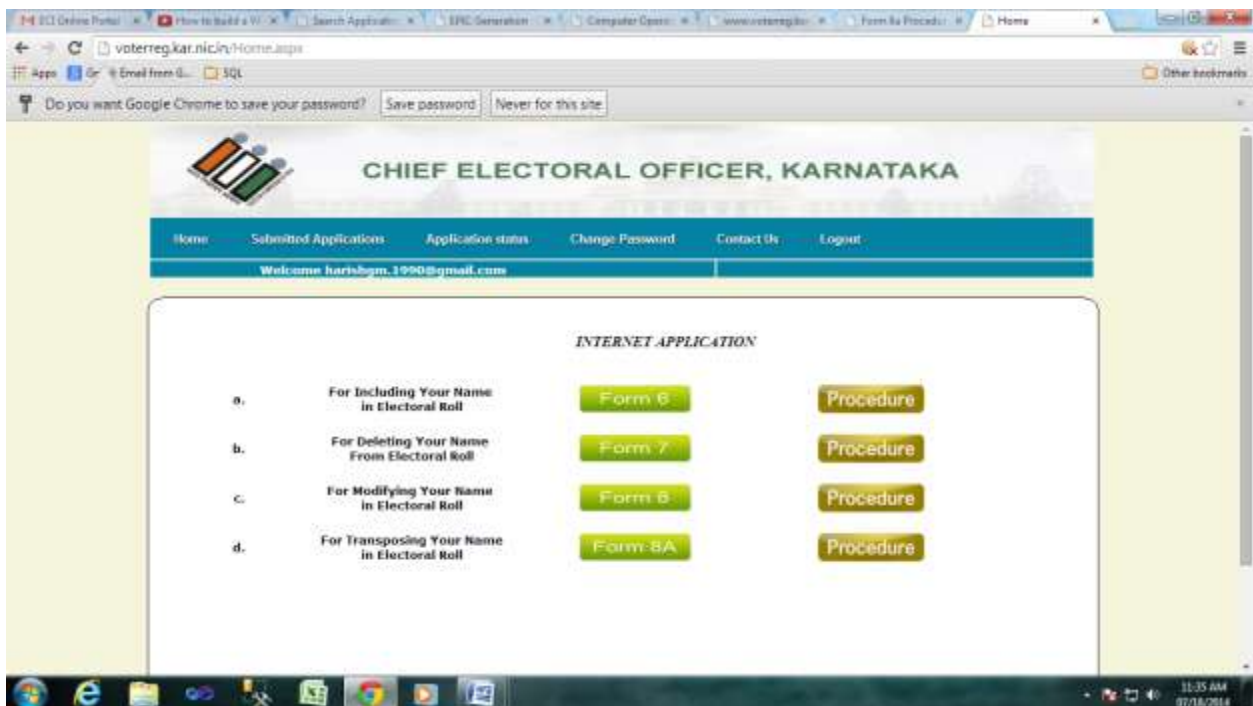
Step 6: Change Password and submit, read the message and logout

Step 7:



Enter the username and password and submit

User will login and forwarded to homepage form



## Instructions for using Internet Portal to submit Form-8A

### Registration of a Form 8A Application on the Portal.

1. Citizen has to click on the Form 8A button. They will be redirect to the Select AC Page where Citizen has to select the District, Pin code and the Assembly Constituency. Based on the District, the Assembly Constituency would be displayed. The following screens show the screen shots of the user navigation interface.

You have to select District and AC from the dropdown as shown in below fig.

The screenshot displays a web browser window with the URL `voterreg.kar.nic.in/selectAc.aspx`. The page features a navigation menu with links for Home, Submitted Applications, Application status, Change Password, Contact Us, and Logout. A welcome message reads "Welcome harishgum.1990@gmail.com".

The main content area is titled "Select Your AC (Assembly Constituency)" and contains two dropdown menus. The first dropdown, labeled "Select your District", is set to "TUMKUR". The second dropdown, labeled "Select Your AC", is set to "Koratagere". To the right of these dropdowns, there is a red text instruction: "To check Your AC in Bangalore Select Your Ward No. here" followed by a dropdown menu currently set to "--Select--".

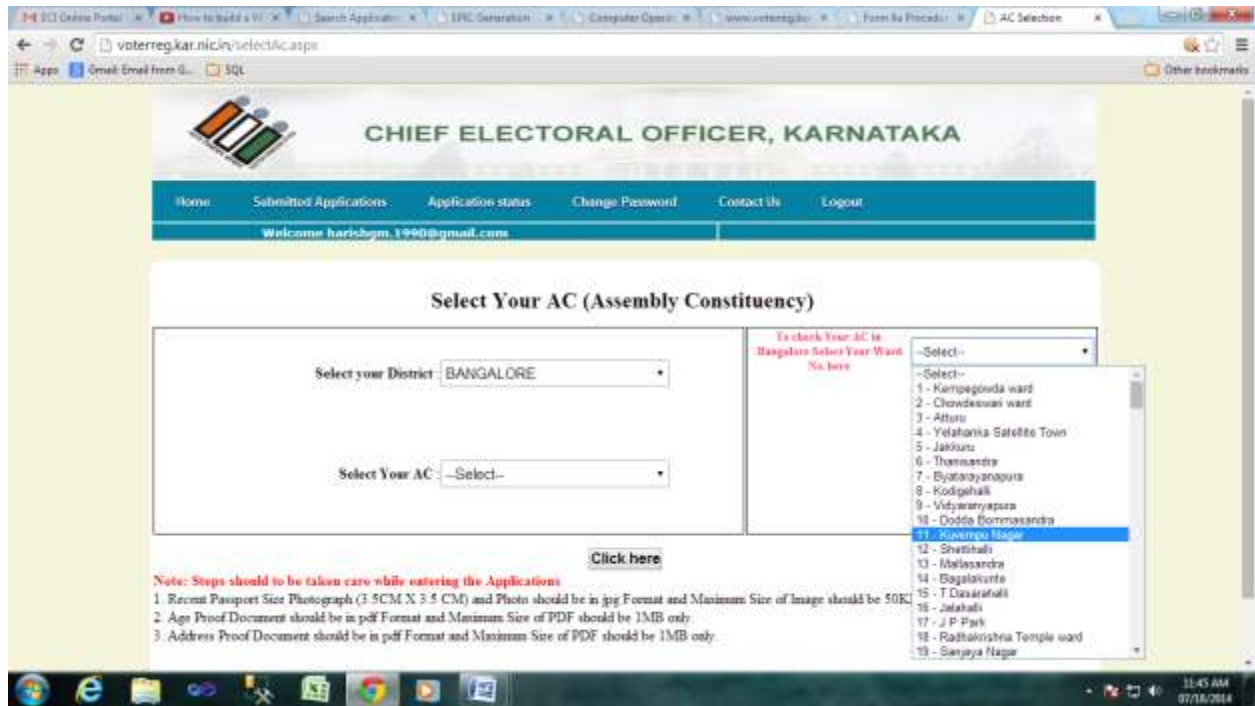
Below the dropdowns is a "Click here" button. A note section follows, stating: "Note: Steps should to be taken care while entering the Applications". The note lists three requirements:

1. Recent Passport Size Photograph (3.5CM X 3.5 CM) and Photo should be in jpg Format and Maximum Size of Image should be 50KB only.
2. Age Proof Document should be in pdf Format and Maximum Size of PDF should be 1MB only.
3. Address Proof Document should be in pdf Format and Maximum Size of PDF should be 1MB only.

The footer of the page includes the copyright notice: "Copyright (c) 2011, Office of the Chief Electoral Officer, Karnataka. All rights reserved." and the system clock shows "11:42 AM 07/10/2014".



2. To check your Assembly Constituency in Bangalore you can select your Ward. Then your Assembly Constituency will display.



Once the ward is selected your Particular Assembly Constituency will display.





After selecting your District and Ac click on [Click here](#) button it will take you to the below page.

CHIEF ELECTORAL OFFICER, KARNATAKA

Home Submitted Applications Application status Change Password Contact Us Logout

### Form 8A

Application for Transposition of Entry in Electoral Roll  
Koratagere

Please ensure the correct Part No. and Serial No. as in the Electoral Roll 2013 Equal Set PDF or Search engine

Details of Person whose entry is to be transposed	Note
Part number of Electoral Roll in which his / her name is included: --Select--	Select Part number of Electoral Roll in which his / her name is included
Hs/Her serial no in part: --select--	Select Serial number in part of Electoral Roll in which his / her name is included
Photo Identity Card number: <a href="#">Click here to Get Details</a>	Enter elector's Photo Identity Card number
Taluka: --Select--	Select Tahsil/Taluka
Town/Village: --Select--	Select Town/Village

Note: If you cannot Submit the Application Please ensure \* Mandatory

Please enter your electoral details as shown below

CHIEF ELECTORAL OFFICER, KARNATAKA

Home Submitted Applications Application status Change Password Contact Us Logout

### Form 8A

Application for Transposition of Entry in Electoral Roll  
Koratagere

Please ensure the correct Part No. and Serial No. as in the Electoral Roll 2013 Equal Set PDF or Search engine

Details of Person whose entry is to be transposed	Note
Part number of Electoral Roll in which his / her name is included: 184 - Government Low	Select Part number of Electoral Roll in which his / her name is included
Hs/Her serial no in part: 135	Select Serial number in part of Electoral Roll in which his / her name is included
Photo Identity Card number: ZD/V5329675	Enter elector's Photo Identity Card number
Taluka: Koratagere	Select Tahsil/Taluka
Town/Village: A.Venkatapura	Select Town/Village

Note: If you cannot Submit the Application Please ensure \* Mandatory

Then click on [Click here to get details](#) button. The following page will appear.

CHIEF ELECTORAL OFFICER, KARNATAKA

Home Submitted Applications Application status Change Password Contact Us Logout

### Form 8A

Application for Transposition of Entry in Electoral Roll  
Koratagere

Please ensure the correct Part No. and Serial No. as in the Electoral Roll 2013 [Final Roll PDF](#) or [Search engine](#)

Details of Person whose entry is to be transposed	Help
Part number of Electoral Roll in which his / her name is included: 184 - Government Low	Select Part number of Electoral Roll in which his / her name is included
Hisher serial no in part: 135	Select Serial number in part of Electoral Roll in which his / her name is included
Photo Identity Card number: ZDW6329675	Enter elector's Photo Identity Card number
<a href="#">Click here to Get Details.</a>	
Name: Harish G M	Given Name/Middle Name
Surname (if any):	Surname/Family Name
Photo Identity Card number: ZDW6329675	Given elector's Photo Identity Card number
Father's Name: manjanna	Given Name/Middle Name
Surname:	Surname/Family Name
Particulars of Present Place Of Ordinary Residence (Full Address)	Help
Please Enter details of you place of residence.	

Particulars of Present Place Of Ordinary Residence (Full Address)	Help
Please Enter details of you place of residence.	
House/Door Number: 37	
Area/Mohalla/Street 1: A.Venkatapura	
Area/Mohalla/Street 2:	
Taluka: Koratagere	Select Taluk/TALUKA
Town/Village: A.Venkatapura	Select Town/Village
Post Office: --Select--	Select Post Office
District/City: TUMKUR	Given District or City
Pin Code: 572129	Given Pincode
Period of Continuous residence of the above address on the date of Application	Help
Please specify period	
Enter years and month: Years : 10 Months : 10	
Part Number to which the entry has to be transposed (if known)	Help
Part Number: --Select--	Enter New Part No
Details about the Applicant	Help
Name: Harish G M	Given Name/Middle Name
Surname (if any):	Surname/Family Name
Part number of Electoral Roll in which his / her name is included: 184	Part number of Electoral Roll in which his / her name is included
Hisher serial no in part: 135	Serial number in part of Electoral Roll in which his / her name is included
Photo Identity Card number: ZDW6329675	Given elector's Photo Identity Card number
Place of Submission: bangalore	Enter place name

Proof of Continuous residence at the above address on the date of Application

Enter years and month: Years :  Months :  Please specify period

Part Number to which the entry has to be transposed (if any)

Part Number:  Enter New Part No

Details about the Applicant

Name :  Harish G M Given Name/Middle Name

Surname (if any):  Surname/Family Name

Part number of Electoral Roll in which his / her name is included :  184 Part number of Electoral Roll in which his / her name is included

Voter serial no in part :  133 Serial number in part of Electoral Roll in which his / her name is included

Photo Identity Card number:  ZD/W8330675 Given elector's Photo Identity Card number

Place of Submission :  Enter place name

Upload Documents

Upload Applicant's Photo:  No file chosen Recent Passport Size Photograph (3.5CM X 3.3 CM) and Photo should be in jpg Format and Maximum Size of Image should be 50KB only.

Documentary Proof (Age):  Epic.pdf Documentary Proof should be in pdf Format and Maximum Size of PDF should be 1MB only. [List of Documents](#)

Documentary Proof (Address):  Epic.pdf Documentary Proof should be in pdf Format and Maximum Size of PDF should be 1MB only. [List of Documents](#)

Note: If you cannot Submit the Application Please ensure \* Mandatory

### 3. Fill the form 8A Application

Kindly upload photo of the user and size should be within 50kb.

Upload documentary proof of age and it should be PDF document.

Upload address proof which should be PDF document and click on

**I agree and certify that above information is true and correct, and I wish to submit form.**

4. Once Application is submitted it'll redirect to Form 8A Acknowledgement Page, where you can find out the submitted applications.



Click on the select link in the application list to select the submitted application



further click on the Generate Acknowledgement button for generating the submitted form 8A application.



5. **Important:** Your submitted application will displayed, You can take Print out of the same and sign and send the ERO/AERO Copy with the supporting documents to the Postal Address given in the ERO/AERO Copy.

The screenshot shows a web browser window displaying the 'FORM Bai' application form. The form is titled 'FORM Bai [See rule 13(4) and 26] Application for transposition of entry in Electoral Roll Application No. : 423315ERO/AERO Copy'. The form is addressed to 'The Electoral Registrar Office, 134 - Koratagere'. A photograph of the applicant is visible on the right side. The form contains the following details:

**I. Details of person whose entry is to be transposed:**

First Name: <b>Manish G M</b>	Last Name:	
Part number of Electoral Roll: <b>184</b>	Serial Number in that Part: <b>735</b>	Elector's Photo Identity Card Number: <b>ZDWB329679</b>
Father's First Name: <b>Manjanna</b>	Father's Last Name:	

**II. Particulars of present place of ordinary Residence (Full Address)**

House/Door No.: <b>37</b>	
Street/Ward/Contry: <b>A. Koratapur, a koratapura zone</b>	
Town/Village: <b>Koratapur</b>	
Post Office: <b>A. Koratapura B O</b>	Pincode: <b>592129</b>
Tehsil/Taluk/Mandal: <b>Koratapur</b>	
District: <b>UDUPI</b>	

**III. Period of continuous residence at the above address on the date of presentation:**

The browser's taskbar shows several open files, including 'resume m2.doc', 'pdf-el-guide.pdf', and '114663\_565667406...jpg'. The system clock shows 3:04 PM on 9/18/2014.

6. The Status of your application will be knowing through the link **Application Status** by entering The application No which is printed in the acknowledgement copy.

The screenshot shows a web browser window displaying the 'Know Your Application Status' page. The page has a navigation bar with links for 'Home', 'Submitted Applications', 'Application status', 'Change Password', 'Forgot ID', and 'Logout'. Below the navigation bar, there is a welcome message: 'Welcome karishma.1990@gmail.com'. The main content area is titled 'Know Your Application Status' and contains the following text:

**\*Application No is as printed in the Acknowledgement copy**

Application No. :

[Get Information](#)

**Under Process**

The footer of the page contains the text: 'Copyright (c) 2011, Office of the Chief Electoral Officer, Karnataka All rights reserved.' The browser's taskbar shows the same files as in the previous screenshot, and the system clock shows 3:04 PM on 9/18/2014.